

4665 Trindle Road, Mechanicsburg, P.A. 17050, phone 717/975-0444, [www.magneticimagingcenter.com](http://www.magneticimagingcenter.com)

## MIC Tests GE MRI Vascular Software TRICKS



Limited resolution, static image, standard  
MR

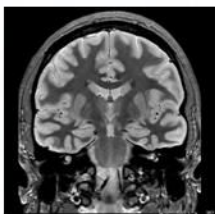


High resolution, dynamic information, HD  
MR

From January 22, 2006 to February 22, 2006, the Magnetic Imaging Center will be testing a new part of our 1.5 Tesla Signa Excite high-definition software package; TRICKS angiographic imaging. There are many imaging challenges associated with angiography, such as inadequate characterization of the diabetic lower leg prior to surgery, sub-optimal studies due to miscalculation of the contrast bolus arrival, and difficulty in characterizing arterio-venous malformations using conventional angiography. HD TRICKS eliminates the traditional trade-off between spatial and temporal resolution in vascular imaging. You can simply scan through the complete blood flow cycle and then review the resulting images to achieve complete separation of arterial and venous phases—for a perfect study every time. It is now possible to capture the complete flow pattern in each leg of a lower extremity MRA in every case and more easily characterize AVMs and the complex flow of vascular disease. It is also possible for us to achieve high-resolution detail all the way down to the critical vessels of the foot. We hope that the area providers have an opportunity to refer their patients for this sensitive test and give us feedback as we decide to purchase.

## Provider Survey Helps MIC Fine-Tune Services

In order to refine our services, through the month of January, MIC has been offering certain area physician offices the opportunity to answer several questions about how we may best suit the needs of our patients and referrers. Out of the original 50 surveys that were delivered, an amazing 27 responses were obtained and much information was garnered about how we can best suit our referrers' needs. Among the questions we asked were: What could we do better for you? What types of MRI cases do you normally refer? Have you ever attended one of our clinical dinner lectures? and How do you like to receive your patients' MRI results? Offices were generally pleased with our current hours of operation (M-F, 7 am-11 pm and Sat 7 am-noon) which allows their patients to schedule after work hours and allows East Shore patients non-rush-hour travel times. Many times our front end staff were complimented on how easy they are to work with and pleasantly they answer the phones. Any feedback we get from the physician community is invaluable to us and we read and consider any/all ideas. If you did not previously receive a survey and are interested in filling one out, it will be available on-line late in February with the launch of our new web site, [www.micmri.com](http://www.micmri.com). More information to follow...



*When image is everything.™*



# MIC Winter Calendar of Events

2006 begins the year of MIC's 20 year anniversary as a premiere MRI center in the Central Pennsylvania area. We began way back in 1986 to provide quality MRI services right here in Mechanicsburg. Look and listen for our advertisements touting 20 years of MRI expertise—and take advantage of our know-how by insisting on the best for your patients.



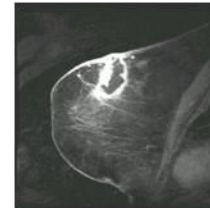
## Wednesday, October 19, 2005

MIC made its 2005 promotional display debut at the Keystone Breast Cancer Conference at the Harrisburg Hilton. It was the perfect forum to discuss our latest technologies in breast MRI and the fight against breast cancer. Tammi Ward (L) our MIC manager and Tina Rampulla (R), chief technologist, are pictured below at our display.



## Thursday, November 17, 2005

Thank you to all the attendees of our final lecture for 2005, *Breast MRI: Clinical Update 2005*. Dr. Anand Jagannath did a superb job explaining all the exciting advancements MRI is making in the breast cancer arena. Special thank you to the West Shore Country Club for holding our 2005 lecture series. More topics to be announced for 2006.



MAGNETIC IMAGING CENTER

*When image is everything.™*

Comprehensive MRI Services


4665 Trindle Road

Mechanicsburg, PA 17050

phone(717)975-0444 fax (717)731-9165

Included in this newsletter:

- MIC Tests GE Vascular Software
- Results of Provider Survey
  - Calendar of Events
- Staff Member of the Quarter



## MIC Staff Member of the Quarter: Donald R. Buxton, MD



A while back, we introduced you to one of our co-presidents, J. Russell Croteau. This quarter we introduce the other—Dr. Donald R. Buxton.

Dr. Buxton graduated with his MD from Hahnemann Medical College, Philadelphia in 1967. He finished his residency in Diagnostic Radiology at the University of New Mexico in 1973. He was certified by the American Board of Radiology in 1994. Dr. Buxton is a past Chief of Radiology at Harrisburg Hospital and past President of the Medical Staff at Harrisburg Hospital. Dr. Buxton serves on the Board of Directors of the Cumberland County Chapter, American Cancer Society, and the Board of Directors of Harrisburg Hospital.

Since joining A.Z. Ritzman Associates in 1974, Dr. Buxton has been extensively involved in developing and nurturing the Angio/Interventional Radiology aspects of the practice. He has also developed special interest and expertise in breast disease and was an early practitioner of stereotactic breast biopsy.